

2021 ProStart Cup

Submission Preview | How To Submit | Helpful Notes

When the application opens, students will use this link to apply: <https://bit.ly/3m4yqkR>

Helpful Notes:

- Students will have to create an account on the Community Force website.
- Students will only be creating one account, regardless of how many competitions they are participating in.
- Students will be able to save their work, exit and return to complete it. They do not need to submit everything at once. However, everything must be submitted by April 16 in order to qualify.
- Students will know they have completed a section when the section shows "100%".
- Even after completing sections 100%, you can go back to the sections and edit.

The acceptable files that Community Force will allow are:

1. Microsoft Word
2. PDF
3. Excel
4. Image (Ex: jpg)

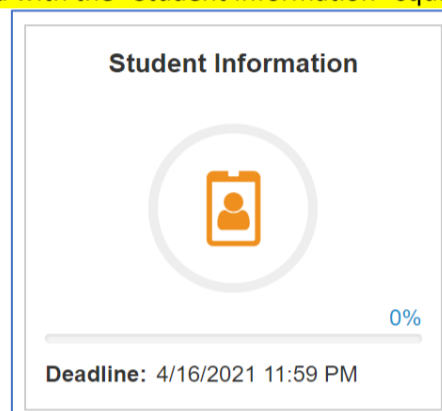
If you use Google Chromebook, I suggest turning the docs into PDF and submitting under that file option.

Website Submission Preview + How To Submit

Student Information:

Every student will complete this section.

Once the student logs on, they will be taken to the main dashboard with the "Student Information" square. Students will select this square:



Once the student selects the "Student Information" square, students will be taken here to complete the information:

*Student Name (Frist Name, Last Name)

*ProStart High School

*Your grade level

*Your email address

Instagram Handle (don't forget to follow us @calrestfoundation)

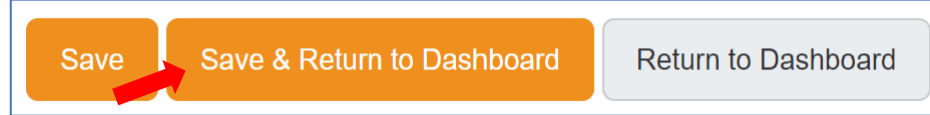
*Please attach the Competition Student Waiver (can be found here: <https://calrestfoundation.org/prostartcup/>).
The waiver must be signed by a parent or guardian if you are under 18 years of age. If the waiver is not fully completed, you will be disqualified from the competition.

Students will select up to 3 competitions that they are competing in. See below for example:

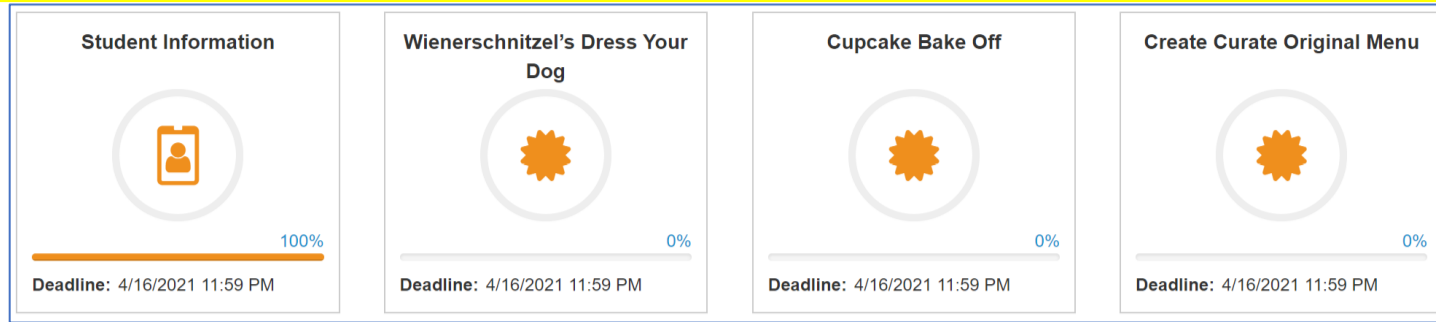
*Which competitions are you competing in?
(You may select up to three different competitions)

| | | |
|--|---|--|
| <input checked="" type="checkbox"/> Wienerschnitzel's Dress Your Dog | <input type="checkbox"/> Taco Throwdown | <input checked="" type="checkbox"/> Cupcake Bake Off |
| <input checked="" type="checkbox"/> Create + Curate: Original Menu | <input type="checkbox"/> Branding Challenge: Logo + Marketing | <input type="checkbox"/> Design Challenge: Floorplan + Décor |
| <input type="checkbox"/> Bright Idea: New App + Product Pitch | | |

Once the student completes the "Student Information" section, select "Save & Return to Dashboard".



When students return to the main dashboard, they will see new sections appear according to the competitions they selected in the "Students Information" section.



All Culinary Submissions:

Students competing in the Wienerschnitzel's Dress Your Dog, Taco Throwdown or Cupcake Bake Off Competition, will follow this format for submitting.

For all culinary competitions, students will need to create 4 individual attachments:

1. Menu name and description
2. Recipe + instructions
3. Video link
4. Photo

How it will appear on the website:

| | | |
|--|----------------------|--------|
| *Attach your "Menu Item Name & Description" | <input type="text"/> | Browse |
| *Attach your "Recipe Ingredients + Instructions" | <input type="text"/> | Browse |
| *Provide a URL (weblink) of your "Video Submission". (Video submission should be 50-60 seconds. Anything shorter or longer will result in penalty points.) | <input type="text"/> | |
| *Attach a "Photograph" of your menu item. (Photo must be original & unfiltered) | <input type="text"/> | Browse |

Management Competitions

Create + Curate: Original Menu Competition

Students competing in the Create + Curate Original Menu Competition will follow this format for submitting.

Students will need to create 4 individual attachments:

1. Restaurant Concept description
2. Signature Menu Item description
3. Menu sample
4. Video link

How it will appear on the website:

| | | |
|--|----------------------|--------|
| *Attach your "Restaurant Concept" description | <input type="text"/> | Browse |
| *Attach your "Signature Menu Item" description | <input type="text"/> | Browse |
| *Attach your "Menu" | <input type="text"/> | Browse |
| *Provide a URL (weblink) of your "Video Submission". (Video submission should be 50-60 seconds. Anything shorter or longer will result in penalty points.) | <input type="text"/> | |

Branding Challenge: Logo + Marketing Competition

Students competing in the Branding Challenge: Logo + Marketing Competition will follow this format for submitting.

Students will need to create 4 individual attachments:

1. Restaurant Concept description
2. Logo sample
3. Marketing Flyer sample
4. Video link

How it will appear on the website:

| | | |
|--|----------------------|--------|
| *Attach your "Restaurant Concept" description | <input type="text"/> | Browse |
| *Attach your "Logo" | <input type="text"/> | Browse |
| *Attach your "Marketing Flyer" | <input type="text"/> | Browse |
| *Provide a URL (weblink) of your "Video Submission". (Video submission should be 50-60 seconds. Anything shorter or longer will result in penalty points.) | <input type="text"/> | |

Design Challenge: Floorplan + Décor Competition

Students competing in the Design Challenge: Floorplan + Decor Competition will follow this format for submitting.

Students will need to create 3 individual attachments:

1. Restaurant Concept description
2. Floorplan sample
3. Video link

How it will appear on the website:

| | | |
|--|----------------------|--------|
| *Attach your "Restaurant Concept" description | <input type="text"/> | Browse |
| *Attach your "Floorplan" | <input type="text"/> | Browse |
| *Provide a URL (weblink) of your "Video Submission". (Video submission should be 50-60 seconds. Anything shorter or longer will result in penalty points.) | <input type="text"/> | |

Innovation Competition

Students competing in the Innovation Competition will follow this format for submitting.

Students will need to create 3 individual attachments:

1. App or Product description
2. Brochure sample
3. Video link

How it will appear on the website:

| | | |
|--|----------------------|--------|
| *Attach your "App or Product" Description | <input type="text"/> | Browse |
| *Attach your "Brochure" | <input type="text"/> | Browse |
| *Provide a URL (weblink) of your "Video Submission". (Video submission should be 50-60 seconds. Anything shorter or longer will result in penalty points.) | <input type="text"/> | |

Submitting Your Application

Once the student has completed 100% of every section, they will select the "Final Review and Submit" button located in the main dashboard.

Be sure to complete all the sections or your submission will not be considered for judging.

Choose Action ▾ **Final Review and Submit**

| | |
|--|---|
| Student Information Deadline: 4/16/2021 11:59 PM | Wienerschnitzel's Dress Your Dog Deadline: 4/16/2021 11:59 PM |
|--|---|

Be sure to check your review your work and check the two boxes (one at the top left and one at the bottom right). Once confirmed, hit the "Submit" button.

Please check the check-box to confirm that you have reviewed your Copy: 2021 ProStart Cup - Student Submissions application, then click "Submit".

Application Summary of: Tong, Natalie

Student Information

| | |
|---|----------------------------------|
| *Student Name (First Name, Last Name) | Natalie Tong |
| *ProStart High School | Hamster HS |
| *Your grade level | Sophomore |
| *Your email address | itsnatalietong@yahoo.com |
| Instagram Handle (don't forget to follow us @calrestfoundation) | |
| *Please attach the Competition Student Waiver (can be found here: https://calrestfoundation.org/prostartcup/). The waiver must be signed by a parent or guardian if you are under 18 years of age. If the waiver is not fully completed, you will be disqualified from the competition. | CRF.jpg |
| *Which competitions are you competing in? (You may select up to three different competitions) | Wienerschnitzel's Dress Your Dog |

Wienerschnitzel's Dress Your Dog

| | |
|--|---|
| *Attach your "Menu Item Name & Description" | CF.docx |
| *Attach your "Recipe Ingredients + Instructions" | CRF.jpg |
| *Provide a URL (weblink) of your "Video Submission". (Video submission should be 50-60 seconds. Anything shorter or longer will result in penalty points.) | https://photos.app.goo.gl/rXE3T0hHUqzSjFx6 |
| *Attach a "Photograph" of your menu item. (Photo must be original & unfiltered) | CRF.jpg |

| Document Title | Question | Size (KB) | Date Uploaded |
|----------------|---------------------------------|-----------|--------------------|
| CF.docx | Menu Item Name Description | 14.08 | 3/31/2021 11:31 AM |
| CRF.jpg | Photo | 92.63 | 3/31/2021 11:31 AM |
| CRF.jpg | Recipe Ingredients Instructions | 92.63 | 3/31/2021 11:31 AM |
| CRF.jpg | Student Waiver | 92.63 | 3/31/2021 11:10 AM |

Please check the check-box to confirm that you have reviewed your Copy: 2021 ProStart Cup - Student Submissions application, then click "Submit".

Once you hit the "Submit" button, this notice should appear on your page.

Status Update (158)

Your Application for Copy: 2021 ProStart Cup - Student Submissions has been submitted. Please check your email inbox or junk folder for a confirmation.

You will know you have completely submitted the application by receiving an email confirmation from admin@communityforce.com thanking you for applying.